

Cs₂[WS₄]Bikshandarkoil R. Srinivasan,^{a*} Christian Näther^b and Wolfgang Bensch^b^aDepartment of Chemistry, Goa University PO, Goa 403 206, India, and ^bInstitut für Anorganische Chemie, Christian-Albrechts-Universität Kiel, Olshausenstrasse 40, D-24098 Kiel, Germany

Correspondence e-mail: srini@unigoa.ac.in

Received 19 June 2007; accepted 25 June 2007

Key indicators: single-crystal X-ray study; $T = 170$ K; mean $\sigma(W-S) = 0.002$ Å; R factor = 0.027; wR factor = 0.069; data-to-parameter ratio = 36.4.

The title compound, dicaesium tetrathiotungstate(VI), was obtained from a dilute aqueous solution containing equimolar quantities of Cs₂CO₃ and (NH₄)₂[WS₄]. The compound crystallizes in the orthorhombic space group *Pnma* and is isotopic with Cs₂[MoS₄], Rb₂[WS₄], (NH₄)₂[WS₄] and K₂[MoS₄]. The structure contains discrete slightly distorted tetrahedral [WS₄]²⁻ anions (*m* symmetry), separated by Cs⁺ cations. One of the two unique Cs⁺ cations (both located on mirror planes) is surrounded by nine S atoms and the other by ten S atoms.

Related literature

The title compound has previously been characterized by X-ray powder diffraction (Müller & Sievert, 1974). For isotopic structures see: Cs₂[MoS₄] (Raymond *et al.*, 1995), K₂[MoS₄] (Emirdag-Eanes & Ibers, 2001), Rb₂[MoS₄] (Ellermeier *et al.*, 1999), Rb₂[WS₄] (Yao & Ibers, 2004) and (NH₄)₂[WS₄] (Srinivasan *et al.*, 2004). Various tetrathiotungstates with organic ammonium counter cations were characterized by Srinivasan *et al.* (2007).

Experimental

Crystal data

Cs ₂ [WS ₄]	$V = 929.70$ (12) Å ³
$M_r = 577.91$	$Z = 4$
Orthorhombic, <i>Pnma</i>	Mo $K\alpha$ radiation
$a = 10.0579$ (9) Å	$\mu = 20.95$ mm ⁻¹
$b = 7.2362$ (5) Å	$T = 170$ (2) K
$c = 12.7740$ (9) Å	$0.08 \times 0.07 \times 0.04$ mm

Data collection

Stoe IPDSI diffractometer	11509 measured reflections
Absorption correction: numerical (<i>X-SHAPE</i> ; Stoe & Cie, 1998)	1492 independent reflections
$T_{\min} = 0.211$, $T_{\max} = 0.442$	1322 reflections with $I > 2\sigma(I)$
	$R_{\text{int}} = 0.060$

Refinement

$R[F^2 > 2\sigma(F^2)] = 0.027$	41 parameters
$wR(F^2) = 0.069$	$\Delta\rho_{\text{max}} = 2.31$ e Å ⁻³
$S = 1.03$	$\Delta\rho_{\text{min}} = -2.62$ e Å ⁻³
1492 reflections	

Table 1

Selected geometric parameters (Å, °).

W1—S3	2.1915 (12)	Cs1—S2 ^{vii}	3.7072 (5)
W1—S3 ⁱ	2.1915 (12)	Cs2—S1 ^{viii}	3.6564 (4)
W1—S1	2.1935 (18)	Cs2—S1 ^{ix}	3.6564 (4)
W1—S2	2.2079 (18)	Cs2—S3 ^x	3.7170 (15)
Cs1—S1 ⁱⁱ	3.451 (2)	Cs2—S3 ^{viii}	3.7170 (15)
Cs1—S1	3.5331 (19)	Cs2—S3 ^{xi}	3.7384 (14)
Cs1—S3 ⁱⁱⁱ	3.5502 (14)	Cs2—S3 ^{xii}	3.7384 (14)
Cs1—S3 ^{iv}	3.5502 (14)	Cs2—S2 ^{xiii}	3.7527 (19)
Cs1—S3 ^v	3.5680 (14)	Cs2—S2	3.926 (2)
Cs1—S3 ^{vi}	3.5680 (14)	Cs2—S3	4.0448 (16)
Cs1—S2 ⁱⁱ	3.579 (2)	Cs2—S3 ⁱ	4.0448 (16)
Cs1—S2 ^{iv}	3.7072 (5)		
S3—W1—S3 ⁱ	108.86 (7)	S3—W1—S2	109.65 (4)
S3—W1—S1	108.92 (5)	S1—W1—S2	110.82 (8)

Symmetry codes: (i) $x, -y + \frac{1}{2}, z$; (ii) $x - \frac{1}{2}, y, -z + \frac{1}{2}$; (iii) $-x + \frac{3}{2}, y + \frac{1}{2}, z - \frac{1}{2}$; (iv) $-x + \frac{3}{2}, -y, z - \frac{1}{2}$; (v) $-x + 1, y + \frac{1}{2}, -z + 1$; (vi) $-x + 1, -y, -z + 1$; (vii) $-x + \frac{3}{2}, -y + 1, z - \frac{1}{2}$; (viii) $-x + \frac{3}{2}, -y, z + \frac{1}{2}$; (ix) $-x + \frac{3}{2}, -y + 1, z + \frac{1}{2}$; (x) $-x + \frac{1}{2}, y + \frac{1}{2}, z + \frac{1}{2}$; (xi) $x + \frac{1}{2}, -y + \frac{1}{2}, -z + \frac{3}{2}$; (xii) $x + \frac{1}{2}, y, -z + \frac{3}{2}$; (xiii) $x - \frac{1}{2}, y, -z + \frac{3}{2}$.

Data collection: *DIF4* (Stoe & Cie, 1998); cell refinement: *DIF4*; data reduction: *REDU4* (Stoe & Cie, 1998); program(s) used to solve structure: *SHELXS97* (Sheldrick, 1997); program(s) used to refine structure: *SHELXL97* (Sheldrick, 1997); molecular graphics: *DIAMOND* (Brandenburg, 1999); software used to prepare material for publication: *XCIF* in *SHELXTL* (Bruker, 1998).

This work was supported by the Department of Science and Technology (DST), New Delhi, under grant No. SR/S1/IC-41/2003. BRS and WB thank the DST and the Deutscher Akademischer Austauschdienst (DAAD), Bonn, for the sanction of a DST-DAAD (PPP) project.

Supplementary data and figures for this paper are available from the IUCr electronic archives (Reference: WM2130).

References

- Brandenburg, K. (1999). *DIAMOND*. Version 2.1c. Crystal Impact GbR, Bonn, Germany.
- Bruker (1998). *SHELXTL*. Version 5.10. Bruker AXS Inc., Madison, Wisconsin, USA.
- Ellermeier, J., Näther, C. & Bensch, W. (1999). *Acta Cryst.* **C55**, 1748–1751.
- Emirdag-Eanes, M. & Ibers, J. A. (2001). *Z. Kristallogr. New Cryst. Struct.* **216**, 484.
- Müller, A. & Sievert, W. (1974). *Z. Anorg. Allg. Chem.* **403**, 251–266.
- Raymond, C. C., Dorhout, P. K. & Miller, S. M. (1995). *Z. Kristallogr.* **210**, 775.
- Sheldrick, G. M. (1997). *SHELXS97* and *SHELXL97*. University of Göttingen, Germany.
- Srinivasan, B. R., Naik, A. R., Näther, C. & Bensch, W. (2007). *Z. Anorg. Allg. Chem.* **633**, 582–588.
- Srinivasan, B. R., Poisot, M., Näther, C. & Bensch, W. (2004). *Acta Cryst.* **E60**, i136–i138.
- Stoe & Cie (1998). *DIF4* (Version 7.09X/DOS), *REDU4* (Version 7.03) and *X-SHAPE* (Version 1.03). Stoe & Cie, Darmstadt, Germany.
- Yao, J. & Ibers, J. A. (2004). *Acta Cryst.* **E60**, i10–i11.

supplementary materials

Acta Cryst. (2007). E63, i167 [doi:10.1107/S1600536807031029]

Cs₂[WS₄]

B. R. Srinivasan, C. Näther and W. Bensch

Comment

As part of an ongoing research programme, we are investigating the synthesis and structural characterization of organic ammonium tetrathiometalates of the group VI metals Mo and W (Srinivasan *et al.*, 2007). While several tetrathiotungstates containing organic ammonium cations are known (Srinivasan *et al.*, 2007, and literature therein), the structures of only two tetrathiotungstates with inorganic counter cations, *viz.* Rb₂[WS₄] (Yao & Ibers, 2004) and (NH₄)₂[WS₄] (Srinivasan *et al.*, 2004) are reported so far. Here we describe the structure of dicesium tetrathiotungstate(VI) (I) which is isotypic with the corresponding Mo compounds Cs₂[MoS₄] (Raymond *et al.*, 1995), K₂[MoS₄] (Emirdag-Eanes & Ibers, 2001), Rb₂[MoS₄] (Ellermeier *et al.*, 1999), and with the aforementioned Rb₂[WS₄] and (NH₄)₂[WS₄]. The lattice parameters of (I) are consistent with a previous determination from X-ray powder data (*a* = 10.05 Å, *b* = 7.24 Å, *c* = 12.85 Å and *V* = 935.4 Å³; Müller & Sievert, 1974).

The structure of (I) consists of discrete tetrahedral [WS₄]²⁻ ions (*m* symmetry), separated by Cs⁺ cations (Fig. 1). The [WS₄] tetrahedron is slightly distorted with S—W—S angles between 108.86 (7) and 110.82 (8) ° (Table 1). The W—S bond lengths range from 2.1915 (12) to 2.2079 (18) Å with an average value of 2.196 Å which is comparable with the bond lengths ranging from 2.1710 (17) to 2.2053 (14) Å in the lighter homologue Rb₂[WS₄] (Yao & Ibers, 2004). Interestingly, the difference Δ between the longest and the shortest W—S bond of 0.0164 Å in (I) is comparable to the Δ value of 0.0134 Å in (NH₄)₂[WS₄] (Srinivasan *et al.*, 2004), but much less than the Δ value of 0.0343 Å for the isotypic Rb₂[WS₄]. Two crystallographically independent Cs⁺ cations are present in the asymmetric unit and both are coordinated by S atoms leading to irregular polyhedra. The packing of the structure is illustrated in Fig. 2. The Cs1—S distances range from 3.451 (2) to 3.7072 (5) Å (average 3.579 Å) while the Cs2—S distances vary between 3.6564 (4) and 4.0448 (16) Å. The mean Cs2—S distance (3.799 Å) is significantly longer than the average Cs1—S distance. Cs1 is surrounded by six symmetry related [WS₄]²⁻ tetrahedra *via* nine S atoms (Fig. 3), while Cs2 is surrounded by five symmetry related [WS₄]²⁻ tetrahedra *via* ten S atoms.

Experimental

The title compound was crystallized from a very dilute aqueous solution (90 ml) containing equimolar quantities of (NH₄)₂[WS₄] (174 mg, 0.5 mmol) and Cs₂CO₃ (163 mg, 0.5 mmol). It is to be noted that the use of more concentrated solutions leads to the formation of microcrystalline products. The crystals were filtered, washed with ice-cold water (2 ml), followed by 2-propanol (10 ml) and diethyl ether (10 ml), and air dried. The yield of the air stable yellow crystals was approximately 50%. The mid IR spectrum of (I) exhibits no signals above 500 cm⁻¹. The intense signal at 460 cm⁻¹ can be assigned to the triply degenerate asymmetric stretching vibration of the [WS₄]²⁻ tetrahedron. The Raman spectrum shows intense signals at 481 and 179 cm⁻¹ and a weak signal at 460 cm⁻¹, as expected for the tetrathiotungstate anion.

Refinement

The largest peak in the residual electron density map is located at a distance of 0.68 Å from Cs2 and the deepest hole 0.78 Å from W1.

Figures

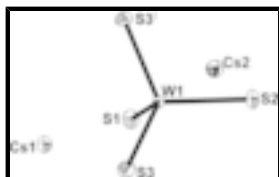


Fig. 1. Part of the crystal structure of (I) showing the atom-labelling scheme. Displacement ellipsoids are drawn at the 50% probability level. [Symmetry code: (i) $x, -y + 1/2, z$]

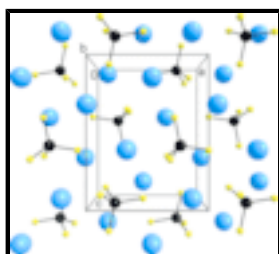


Fig. 2. A perspective view of the crystal packing of (I) along the b axis. Cs atoms are represented as blue spheres, W atoms as black spheres and S atoms as yellow spheres.

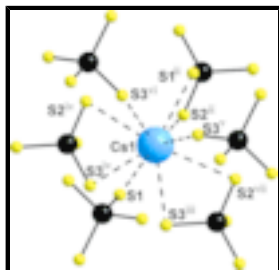


Fig. 3. A view of the surroundings of the Cs1 cation showing Cs1 linked to six different $[\text{WS}_4]^{2-}$ units *via* nine S atoms (Cs...S distances are shown as dashed lines). [Symmetry codes: (ii) $x - 1/2, y, -z + 1/2$; (iii) $-x + 3/2, y + 1/2, z - 1/2$; (iv) $-x + 3/2, -y, z - 1/2$; (v) $-x + 1, y + 1/2, -z + 1$; (vi) $-x + 1, -y, -z + 1$; (vii) $-x + 3/2, -y + 1, z - 1/2$.]

dicaesium tetrathiotungstate(VI)

Crystal data

$\text{Cs}_2[\text{WS}_4]$

$M_r = 577.91$

Orthorhombic, $Pnma$

Hall symbol: $-P\ 2ac\ 2n$

$a = 10.0579$ (9) Å

$b = 7.2362$ (5) Å

$c = 12.7740$ (9) Å

$V = 929.70$ (12) Å³

$Z = 4$

$F_{000} = 992$

$D_x = 4.129$ Mg m⁻³

Mo $K\alpha$ radiation

$\lambda = 0.71073$ Å

Cell parameters from 8000 reflections

$\theta = 3.0\text{--}30.0^\circ$

$\mu = 20.95$ mm⁻¹

$T = 170$ (2) K

Block, yellow

$0.08 \times 0.07 \times 0.04$ mm

Data collection

STOE IPDS 1

1492 independent reflections

diffractometer	
Radiation source: fine-focus sealed tube	1322 reflections with $I > 2\sigma(I)$
Monochromator: graphite	$R_{\text{int}} = 0.060$
$T = 170(2)$ K	$\theta_{\text{max}} = 30.4^\circ$
φ -scans	$\theta_{\text{min}} = 2.6^\circ$
Absorption correction: numerical (X-SHAPE; Stoe & Cie, 1998)	$h = -14 \rightarrow 14$
$T_{\text{min}} = 0.211$, $T_{\text{max}} = 0.442$	$k = -10 \rightarrow 10$
11509 measured reflections	$l = -17 \rightarrow 17$

Refinement

Refinement on F^2	Secondary atom site location: difference Fourier map
Least-squares matrix: full	$w = 1/[\sigma^2(F_o^2) + (0.0492P)^2]$
$R[F^2 > 2\sigma(F^2)] = 0.027$	where $P = (F_o^2 + 2F_c^2)/3$
$wR(F^2) = 0.069$	$(\Delta/\sigma)_{\text{max}} = 0.001$
$S = 1.03$	$\Delta\rho_{\text{max}} = 2.31 \text{ e } \text{\AA}^{-3}$
1492 reflections	$\Delta\rho_{\text{min}} = -2.62 \text{ e } \text{\AA}^{-3}$
41 parameters	Extinction correction: SHELXL97, $F_c^* = kFc[1+0.001xFc^2\lambda^3/\sin(2\theta)]^{-1/4}$
Primary atom site location: structure-invariant direct methods	Extinction coefficient: 0.00164 (18)

Special details

Geometry. All e.s.d.'s (except the e.s.d. in the dihedral angle between two l.s. planes) are estimated using the full covariance matrix. The cell e.s.d.'s are taken into account individually in the estimation of e.s.d.'s in distances, angles and torsion angles; correlations between e.s.d.'s in cell parameters are only used when they are defined by crystal symmetry. An approximate (isotropic) treatment of cell e.s.d.'s is used for estimating e.s.d.'s involving l.s. planes.

Refinement. Refinement of F^2 against ALL reflections. The weighted R -factor wR and goodness of fit S are based on F^2 , conventional R -factors R are based on F , with F set to zero for negative F^2 . The threshold expression of $F^2 > 2\sigma(F^2)$ is used only for calculating R -factors(gt) *etc.* and is not relevant to the choice of reflections for refinement. R -factors based on F^2 are statistically about twice as large as those based on F , and R -factors based on ALL data will be even larger.

Fractional atomic coordinates and isotropic or equivalent isotropic displacement parameters (\AA^2)

	x	y	z	$U_{\text{iso}}^*/U_{\text{eq}}$
W1	0.75191 (3)	0.2500	0.57843 (2)	0.00972 (10)
Cs1	0.53579 (4)	0.2500	0.16913 (3)	0.01439 (12)
Cs2	0.84172 (5)	0.2500	0.89664 (4)	0.01797 (12)
S1	0.7079 (2)	0.2500	0.41025 (14)	0.0169 (3)
S2	0.96862 (18)	0.2500	0.60598 (15)	0.0169 (3)
S3	0.66310 (14)	0.00367 (16)	0.64964 (12)	0.0186 (3)

supplementary materials

Atomic displacement parameters (\AA^2)

	U^{11}	U^{22}	U^{33}	U^{12}	U^{13}	U^{23}
W1	0.00771 (15)	0.00837 (14)	0.01308 (15)	0.000	0.00028 (8)	0.000
Cs1	0.0121 (2)	0.01475 (19)	0.0163 (2)	0.000	-0.00075 (15)	0.000
Cs2	0.0160 (2)	0.0149 (2)	0.0230 (2)	0.000	0.00236 (17)	0.000
S1	0.0167 (9)	0.0187 (8)	0.0153 (8)	0.000	-0.0041 (6)	0.000
S2	0.0094 (7)	0.0197 (8)	0.0215 (8)	0.000	-0.0022 (6)	0.000
S3	0.0164 (6)	0.0125 (5)	0.0268 (7)	-0.0011 (4)	0.0048 (5)	0.0056 (4)

Geometric parameters (\AA , $^\circ$)

W1—S3	2.1915 (12)	Cs2—S1 ^v	3.6564 (4)
W1—S3 ⁱ	2.1915 (12)	Cs2—S1 ^{iv}	3.6564 (4)
W1—S1	2.1935 (18)	Cs2—S3 ^{xiii}	3.7170 (15)
W1—S2	2.2079 (18)	Cs2—S3 ^v	3.7170 (15)
W1—Cs2 ⁱⁱ	4.1380 (7)	Cs2—S3 ^{xiii}	3.7384 (14)
W1—Cs2	4.1640 (6)	Cs2—S3 ^{xiv}	3.7384 (14)
W1—Cs1 ⁱⁱⁱ	4.2606 (6)	Cs2—S2 ⁱⁱ	3.7527 (19)
W1—Cs1 ^{iv}	4.3580 (4)	Cs2—S2	3.926 (2)
W1—Cs1 ^v	4.3580 (4)	Cs2—S3	4.0448 (16)
W1—Cs2 ^{vi}	4.4011 (4)	Cs2—S3 ⁱ	4.0448 (16)
W1—Cs2 ^{vii}	4.4011 (4)	Cs2—W1 ^{xiv}	4.1380 (7)
Cs1—S1 ^{viii}	3.451 (2)	S1—Cs1 ⁱⁱⁱ	3.451 (2)
Cs1—S1	3.5331 (19)	S1—Cs2 ^{vi}	3.6564 (4)
Cs1—S3 ^{ix}	3.5502 (14)	S1—Cs2 ^{vii}	3.6564 (4)
Cs1—S3 ^{vi}	3.5502 (14)	S2—Cs1 ⁱⁱⁱ	3.579 (2)
Cs1—S3 ^x	3.5680 (14)	S2—Cs1 ^{iv}	3.7072 (5)
Cs1—S3 ^{xi}	3.5680 (14)	S2—Cs1 ^v	3.7072 (5)
Cs1—S2 ^{viii}	3.579 (2)	S2—Cs2 ^{xiv}	3.7527 (19)
Cs1—S2 ^{vi}	3.7072 (5)	S3—Cs1 ^v	3.5502 (14)
Cs1—S2 ^{vii}	3.7072 (5)	S3—Cs1 ^{xi}	3.5680 (14)
Cs1—W1 ^{viii}	4.2606 (6)	S3—Cs2 ^{vi}	3.7170 (15)
Cs1—W1 ^{vii}	4.3580 (4)	S3—Cs2 ⁱⁱ	3.7384 (14)
Cs1—W1 ^{vi}	4.3580 (4)		
S3—W1—S3 ⁱ	108.86 (7)	S3 ^x —Cs1—W1 ^{vi}	150.96 (2)
S3—W1—S1	108.92 (5)	S3 ^{xi} —Cs1—W1 ^{vi}	91.15 (2)
S3 ⁱ —W1—S1	108.92 (5)	S2 ^{viii} —Cs1—W1 ^{vi}	80.295 (18)
S3—W1—S2	109.65 (4)	S2 ^{vi} —Cs1—W1 ^{vi}	30.43 (3)
S3 ⁱ —W1—S2	109.65 (4)	S2 ^{vii} —Cs1—W1 ^{vi}	139.31 (3)
S1—W1—S2	110.82 (8)	W1 ^{viii} —Cs1—W1 ^{vi}	97.530 (9)
S3—W1—Cs2 ⁱⁱ	64.00 (4)	W1 ^{vii} —Cs1—W1 ^{vi}	112.242 (12)

S3 ⁱ —W1—Cs2 ⁱⁱ	64.00 (4)	S1 ^v —Cs2—S1 ^{iv}	163.39 (6)
S1—W1—Cs2 ⁱⁱ	82.76 (5)	S1 ^v —Cs2—S3 ^{xii}	116.46 (4)
S2—W1—Cs2 ⁱⁱ	166.41 (5)	S1 ^{iv} —Cs2—S3 ^{xii}	57.87 (3)
S3—W1—Cs2	71.53 (4)	S1 ^v —Cs2—S3 ^v	57.87 (3)
S3 ⁱ —W1—Cs2	71.53 (4)	S1 ^{iv} —Cs2—S3 ^v	116.46 (4)
S1—W1—Cs2	179.12 (6)	S3 ^{xii} —Cs2—S3 ^v	59.19 (4)
S2—W1—Cs2	68.30 (5)	S1 ^v —Cs2—S3 ^{xiii}	126.67 (4)
Cs2 ⁱⁱ —W1—Cs2	98.115 (10)	S1 ^{iv} —Cs2—S3 ^{xiii}	69.74 (4)
S3—W1—Cs1 ⁱⁱⁱ	125.54 (4)	S3 ^{xii} —Cs2—S3 ^{xiii}	85.03 (4)
S3 ⁱ —W1—Cs1 ⁱⁱⁱ	125.54 (4)	S3 ^v —Cs2—S3 ^{xiii}	112.60 (2)
S1—W1—Cs1 ⁱⁱⁱ	53.73 (5)	S1 ^v —Cs2—S3 ^{xiv}	69.74 (4)
S2—W1—Cs1 ⁱⁱⁱ	57.09 (5)	S1 ^{iv} —Cs2—S3 ^{xiv}	126.67 (4)
Cs2 ⁱⁱ —W1—Cs1 ⁱⁱⁱ	136.492 (11)	S3 ^{xii} —Cs2—S3 ^{xiv}	112.60 (2)
Cs2—W1—Cs1 ⁱⁱⁱ	125.393 (12)	S3 ^v —Cs2—S3 ^{xiv}	85.03 (4)
S3—W1—Cs1 ^{iv}	139.88 (4)	S3 ^{xiii} —Cs2—S3 ^{xiv}	56.95 (4)
S3 ⁱ —W1—Cs1 ^{iv}	54.13 (4)	S1 ^v —Cs2—S2 ⁱⁱ	82.19 (3)
S1—W1—Cs1 ^{iv}	111.06 (3)	S1 ^{iv} —Cs2—S2 ⁱⁱ	82.19 (3)
S2—W1—Cs1 ^{iv}	58.259 (13)	S3 ^{xii} —Cs2—S2 ⁱⁱ	89.70 (4)
Cs2 ⁱⁱ —W1—Cs1 ^{iv}	117.909 (7)	S3 ^v —Cs2—S2 ⁱⁱ	89.70 (4)
Cs2—W1—Cs1 ^{iv}	68.543 (7)	S3 ^{xiii} —Cs2—S2 ⁱⁱ	149.68 (2)
Cs1 ⁱⁱⁱ —W1—Cs1 ^{iv}	82.470 (9)	S3 ^{xiv} —Cs2—S2 ⁱⁱ	149.68 (2)
S3—W1—Cs1 ^v	54.13 (4)	S1 ^v —Cs2—S2	95.12 (3)
S3 ⁱ —W1—Cs1 ^v	139.88 (4)	S1 ^{iv} —Cs2—S2	95.12 (3)
S1—W1—Cs1 ^v	111.06 (3)	S3 ^{xii} —Cs2—S2	145.74 (3)
S2—W1—Cs1 ^v	58.259 (13)	S3 ^v —Cs2—S2	145.74 (3)
Cs2 ⁱⁱ —W1—Cs1 ^v	117.909 (7)	S3 ^{xiii} —Cs2—S2	64.49 (3)
Cs2—W1—Cs1 ^v	68.543 (7)	S3 ^{xiv} —Cs2—S2	64.49 (3)
Cs1 ⁱⁱⁱ —W1—Cs1 ^v	82.470 (8)	S2 ⁱⁱ —Cs2—S2	108.46 (3)
Cs1 ^{iv} —W1—Cs1 ^v	112.242 (12)	S1 ^v —Cs2—S3	62.64 (3)
S3—W1—Cs2 ^{vi}	57.53 (4)	S1 ^{iv} —Cs2—S3	114.37 (4)
S3 ⁱ —W1—Cs2 ^{vi}	143.17 (4)	S3 ^{xii} —Cs2—S3	152.884 (17)
S1—W1—Cs2 ^{vi}	55.946 (9)	S3 ^v —Cs2—S3	117.054 (10)
S2—W1—Cs2 ^{vi}	107.18 (3)	S3 ^{xiii} —Cs2—S3	118.09 (2)
Cs2 ⁱⁱ —W1—Cs2 ^{vi}	80.054 (9)	S3 ^{xiv} —Cs2—S3	92.90 (2)
Cs2—W1—Cs2 ^{vi}	124.159 (7)	S2 ⁱⁱ —Cs2—S3	63.19 (3)
Cs1 ⁱⁱⁱ —W1—Cs2 ^{vi}	75.627 (8)	S2—Cs2—S3	53.61 (3)
Cs1 ^{iv} —W1—Cs2 ^{vi}	158.065 (11)	S1 ^v —Cs2—S3 ⁱ	114.37 (4)
Cs1 ^v —W1—Cs2 ^{vi}	64.062 (9)	S1 ^{iv} —Cs2—S3 ⁱ	62.64 (3)
S3—W1—Cs2 ^{vii}	143.17 (4)	S3 ^{xii} —Cs2—S3 ⁱ	117.054 (10)
S3 ⁱ —W1—Cs2 ^{vii}	57.53 (4)	S3 ^v —Cs2—S3 ⁱ	152.884 (17)
S1—W1—Cs2 ^{vii}	55.946 (9)	S3 ^{xiii} —Cs2—S3 ⁱ	92.90 (2)

supplementary materials

S2—W1—Cs2 ^{vii}	107.18 (3)	S3 ^{xiv} —Cs2—S3 ⁱ	118.09 (2)
Cs2 ⁱⁱ —W1—Cs2 ^{vii}	80.054 (9)	S2 ⁱⁱ —Cs2—S3 ⁱ	63.19 (3)
Cs2—W1—Cs2 ^{vii}	124.159 (7)	S2—Cs2—S3 ⁱ	53.61 (3)
Cs1 ⁱⁱⁱ —W1—Cs2 ^{vii}	75.627 (8)	S3—Cs2—S3 ⁱ	52.30 (3)
Cs1 ^{iv} —W1—Cs2 ^{vii}	64.062 (9)	S1 ^v —Cs2—W1 ^{xiv}	97.60 (3)
Cs1 ^v —W1—Cs2 ^{vii}	158.065 (11)	S1 ^{iv} —Cs2—W1 ^{xiv}	97.60 (3)
Cs2 ^{vi} —W1—Cs2 ^{vii}	110.588 (13)	S3 ^{xii} —Cs2—W1 ^{xiv}	86.91 (2)
S1 ^{viii} —Cs1—S1	136.42 (4)	S3 ^v —Cs2—W1 ^{xiv}	86.91 (2)
S1 ^{viii} —Cs1—S3 ^{ix}	142.64 (3)	S3 ^{xiii} —Cs2—W1 ^{xiv}	31.796 (19)
S1—Cs1—S3 ^{ix}	69.10 (4)	S3 ^{xiv} —Cs2—W1 ^{xiv}	31.796 (19)
S1 ^{viii} —Cs1—S3 ^{vi}	142.64 (3)	S2 ⁱⁱ —Cs2—W1 ^{xiv}	176.10 (3)
S1—Cs1—S3 ^{vi}	69.10 (4)	S2—Cs2—W1 ^{xiv}	75.44 (3)
S3 ^{ix} —Cs1—S3 ^{vi}	62.27 (4)	S3—Cs2—W1 ^{xiv}	120.19 (2)
S1 ^{viii} —Cs1—S3 ^x	69.81 (4)	S3 ⁱ —Cs2—W1 ^{xiv}	120.19 (2)
S1—Cs1—S3 ^x	73.08 (4)	S1 ^v —Cs2—W1	90.97 (3)
S3 ^{ix} —Cs1—S3 ^x	104.94 (3)	S1 ^{iv} —Cs2—W1	90.97 (3)
S3 ^{vi} —Cs1—S3 ^x	142.16 (2)	S3 ^{xii} —Cs2—W1	147.771 (19)
S1 ^{viii} —Cs1—S3 ^{xi}	69.81 (4)	S3 ^v —Cs2—W1	147.77 (2)
S1—Cs1—S3 ^{xi}	73.08 (4)	S3 ^{xiii} —Cs2—W1	91.90 (3)
S3 ^{ix} —Cs1—S3 ^{xi}	142.16 (2)	S3 ^{xiv} —Cs2—W1	91.90 (3)
S3 ^{vi} —Cs1—S3 ^{xi}	104.94 (3)	S2 ⁱⁱ —Cs2—W1	76.96 (3)
S3 ^x —Cs1—S3 ^{xi}	61.92 (4)	S2—Cs2—W1	31.50 (3)
S1 ^{viii} —Cs1—S2 ^{viii}	62.03 (4)	S3—Cs2—W1	30.924 (18)
S1—Cs1—S2 ^{viii}	161.55 (5)	S3 ⁱ —Cs2—W1	30.924 (18)
S3 ^{ix} —Cs1—S2 ^{viii}	95.29 (4)	W1 ^{xiv} —Cs2—W1	106.942 (12)
S3 ^{vi} —Cs1—S2 ^{viii}	95.29 (4)	W1—S1—Cs1 ⁱⁱⁱ	95.44 (7)
S3 ^x —Cs1—S2 ^{viii}	122.10 (4)	W1—S1—Cs1	162.32 (9)
S3 ^{xi} —Cs1—S2 ^{viii}	122.10 (4)	Cs1 ⁱⁱⁱ —S1—Cs1	102.24 (5)
S1 ^{viii} —Cs1—S2 ^{vi}	85.68 (3)	W1—S1—Cs2 ^{vi}	94.25 (3)
S1—Cs1—S2 ^{vi}	101.28 (3)	Cs1 ⁱⁱⁱ —S1—Cs2 ^{vi}	96.68 (3)
S3 ^{ix} —Cs1—S2 ^{vi}	119.97 (4)	Cs1—S1—Cs2 ^{vi}	83.78 (3)
S3 ^{vi} —Cs1—S2 ^{vi}	59.36 (3)	W1—S1—Cs2 ^{vii}	94.25 (3)
S3 ^x —Cs1—S2 ^{vi}	129.54 (4)	Cs1 ⁱⁱⁱ —S1—Cs2 ^{vii}	96.68 (3)
S3 ^{xi} —Cs1—S2 ^{vi}	68.43 (4)	Cs1—S1—Cs2 ^{vii}	83.78 (3)
S2 ^{viii} —Cs1—S2 ^{vi}	77.53 (3)	Cs2 ^{vi} —S1—Cs2 ^{vii}	163.39 (6)
S1 ^{viii} —Cs1—S2 ^{vii}	85.68 (3)	W1—S2—Cs1 ⁱⁱⁱ	91.71 (6)
S1—Cs1—S2 ^{vii}	101.28 (3)	W1—S2—Cs1 ^{iv}	91.31 (3)
S3 ^{ix} —Cs1—S2 ^{vii}	59.36 (3)	Cs1 ⁱⁱⁱ —S2—Cs1 ^{iv}	102.47 (3)
S3 ^{vi} —Cs1—S2 ^{vii}	119.97 (4)	W1—S2—Cs1 ^v	91.31 (3)
S3 ^x —Cs1—S2 ^{vii}	68.43 (4)	Cs1 ⁱⁱⁱ —S2—Cs1 ^v	102.47 (3)
S3 ^{xi} —Cs1—S2 ^{vii}	129.54 (4)	Cs1 ^{iv} —S2—Cs1 ^v	154.83 (6)

S2 ^{viii} —Cs1—S2 ^{vii}	77.53 (3)	W1—S2—Cs2 ^{xiv}	170.32 (8)
S2 ^{vi} —Cs1—S2 ^{vii}	154.83 (6)	Cs1 ⁱⁱⁱ —S2—Cs2 ^{xiv}	78.61 (4)
S1 ^{viii} —Cs1—W1 ^{viii}	30.83 (3)	Cs1 ^{iv} —S2—Cs2 ^{xiv}	90.80 (3)
S1—Cs1—W1 ^{viii}	167.25 (4)	Cs1 ^v —S2—Cs2 ^{xiv}	90.80 (3)
S3 ^{ix} —Cs1—W1 ^{viii}	121.31 (3)	W1—S2—Cs2	80.20 (5)
S3 ^{vi} —Cs1—W1 ^{viii}	121.31 (3)	Cs1 ⁱⁱⁱ —S2—Cs2	171.91 (6)
S3 ^x —Cs1—W1 ^{viii}	96.08 (3)	Cs1 ^{iv} —S2—Cs2	77.90 (3)
S3 ^{xi} —Cs1—W1 ^{viii}	96.08 (3)	Cs1 ^v —S2—Cs2	77.90 (3)
S2 ^{viii} —Cs1—W1 ^{viii}	31.20 (3)	Cs2 ^{xiv} —S2—Cs2	109.48 (5)
S2 ^{vi} —Cs1—W1 ^{viii}	80.24 (3)	W1—S3—Cs1 ^v	95.85 (4)
S2 ^{vii} —Cs1—W1 ^{viii}	80.24 (3)	W1—S3—Cs1 ^{xi}	156.39 (6)
S1 ^{viii} —Cs1—W1 ^{vii}	112.968 (15)	Cs1 ^v —S3—Cs1 ^{xi}	99.60 (3)
S1—Cs1—W1 ^{vii}	89.53 (2)	W1—S3—Cs2 ^{vi}	92.64 (5)
S3 ^{ix} —Cs1—W1 ^{vii}	30.016 (19)	Cs1 ^v —S3—Cs2 ^{vi}	79.44 (3)
S3 ^{vi} —Cs1—W1 ^{vii}	89.58 (2)	Cs1 ^{xi} —S3—Cs2 ^{vi}	107.62 (3)
S3 ^x —Cs1—W1 ^{vii}	91.15 (2)	W1—S3—Cs2 ⁱⁱ	84.20 (4)
S3 ^{xi} —Cs1—W1 ^{vii}	150.96 (2)	Cs1 ^v —S3—Cs2 ⁱⁱ	174.41 (5)
S2 ^{viii} —Cs1—W1 ^{vii}	80.296 (18)	Cs1 ^{xi} —S3—Cs2 ⁱⁱ	82.13 (3)
S2 ^{vi} —Cs1—W1 ^{vii}	139.31 (3)	Cs2 ^{vi} —S3—Cs2 ⁱⁱ	94.97 (3)
S2 ^{vii} —Cs1—W1 ^{vii}	30.43 (3)	W1—S3—Cs2	77.54 (4)
W1 ^{viii} —Cs1—W1 ^{vii}	97.530 (8)	Cs1 ^v —S3—Cs2	78.13 (3)
S1 ^{viii} —Cs1—W1 ^{vi}	112.968 (15)	Cs1 ^{xi} —S3—Cs2	88.26 (3)
S1—Cs1—W1 ^{vi}	89.53 (2)	Cs2 ^{vi} —S3—Cs2	154.38 (4)
S3 ^{ix} —Cs1—W1 ^{vi}	89.58 (2)	Cs2 ⁱⁱ —S3—Cs2	107.29 (3)
S3 ^{vi} —Cs1—W1 ^{vi}	30.016 (19)		

Symmetry codes: (i) $x, -y+1/2, z$; (ii) $x-1/2, y, -z+3/2$; (iii) $x+1/2, y, -z+1/2$; (iv) $-x+3/2, -y+1, z+1/2$; (v) $-x+3/2, -y, z+1/2$; (vi) $-x+3/2, -y, z-1/2$; (vii) $-x+3/2, -y+1, z-1/2$; (viii) $x-1/2, y, -z+1/2$; (ix) $-x+3/2, y+1/2, z-1/2$; (x) $-x+1, y+1/2, -z+1$; (xi) $-x+1, -y, -z+1$; (xii) $-x+3/2, y+1/2, z+1/2$; (xiii) $x+1/2, -y+1/2, -z+3/2$; (xiv) $x+1/2, y, -z+3/2$.

Fig. 1

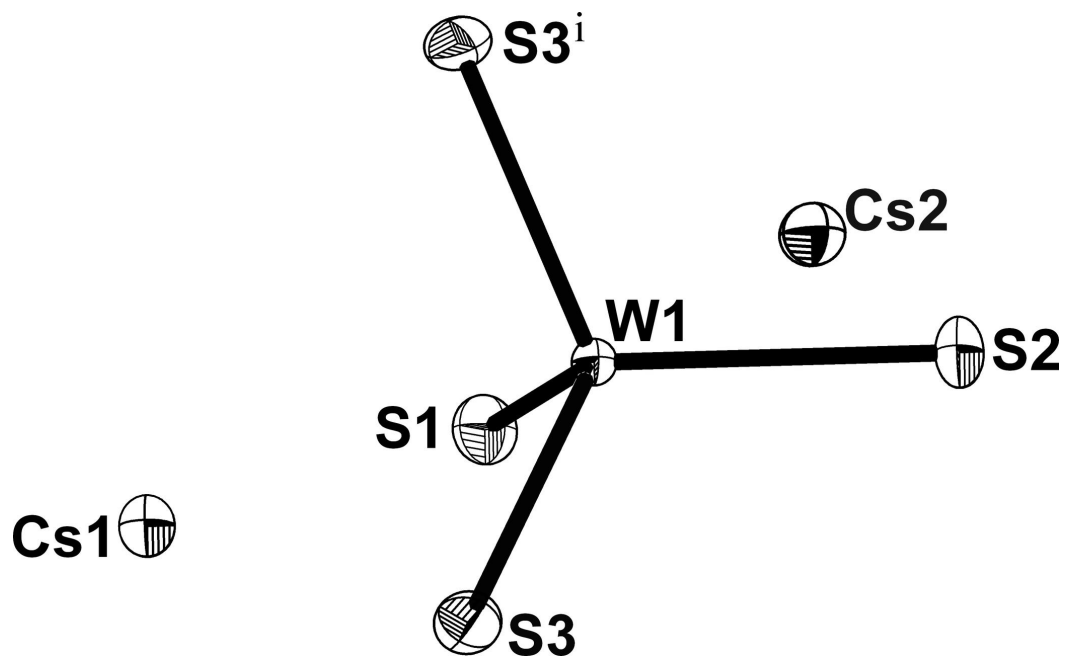


Fig. 2

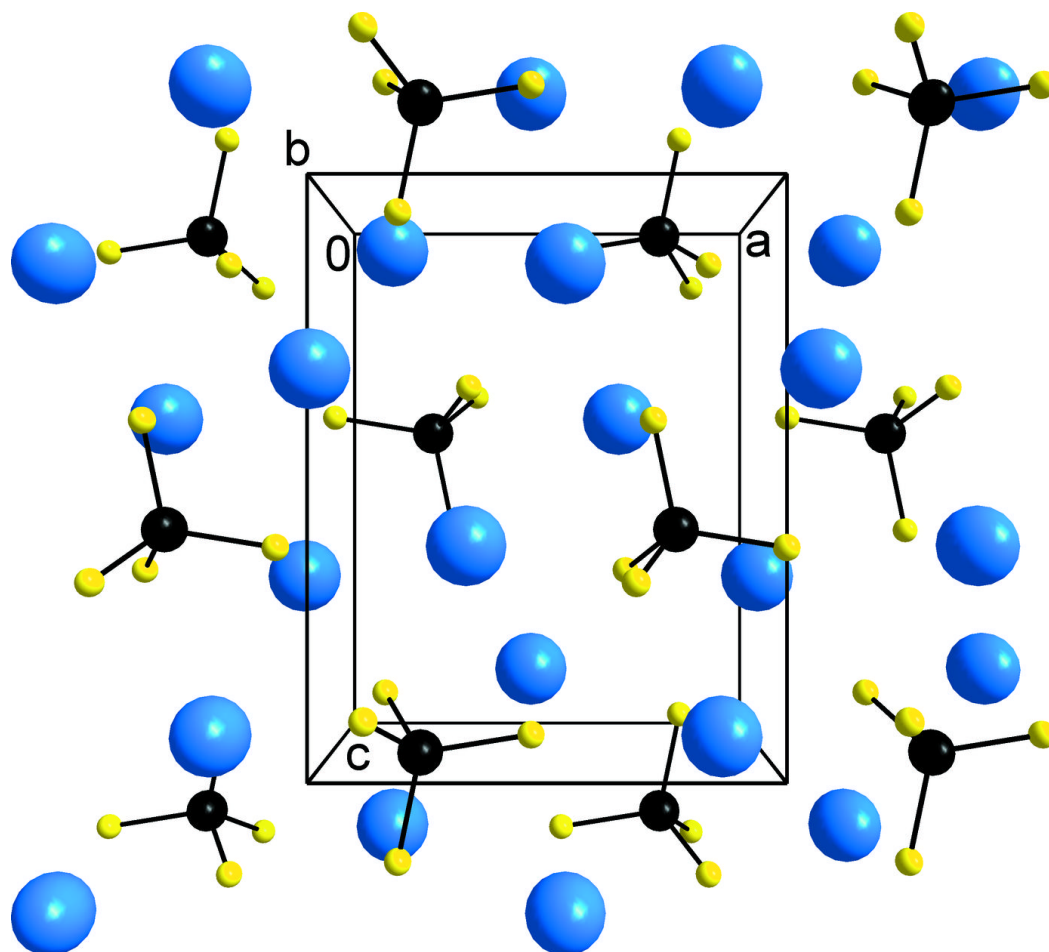


Fig. 3

